



## ***FDOT UPDATE***

**Kevin J. Thibault, P.E.**  
**Florida Department of Transportation**  
**November 18, 2021**

---

# FUNDING HIGHLIGHTS



**\$10.3 billion for FDOT**



**\$16.3 billion for FDOT**



# FEDERAL INFRASTRUCTURE INVESTMENT AND JOBS ACT (IIJA, H.R. 3684)

- ‘Bipartisan’ Infrastructure Spending that reauthorizes the Federal Surface Transportation Act
- Provides \$973 billion in funding over a 5-year period (FFY 2022 – FFY 2026)
- Includes over \$550 billion in *new* infrastructure spending.

## Florida Specific Details

- Increases funding for core highway funding programs by \$13.5 billion.
- Missed opportunity in bridge funds and updating to 2010 census.



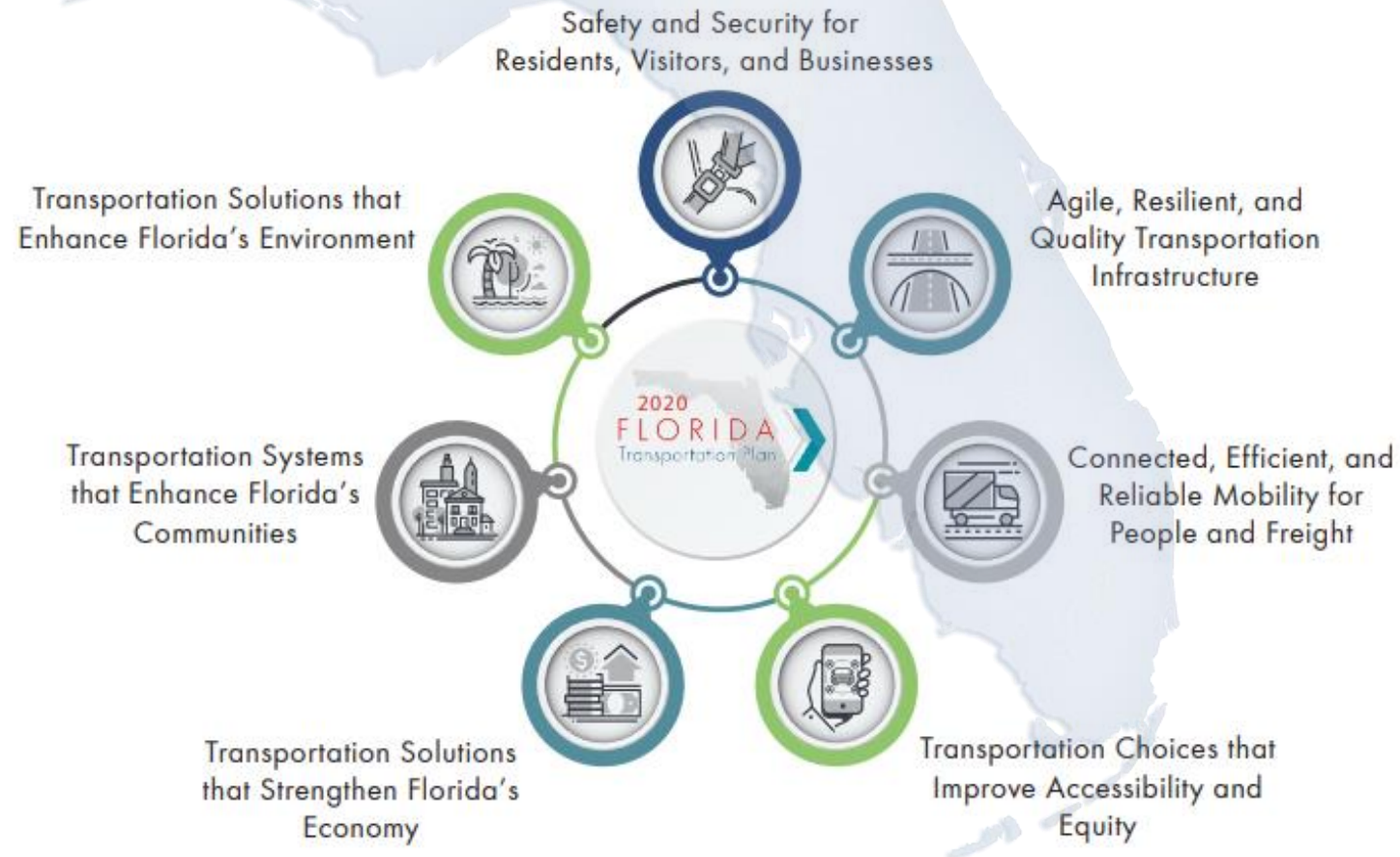
# INFRASTRUCTURE INVESTMENT AND JOBS ACT

## FOCUS AREAS

- Roads, Bridges, and Major Projects
- Passenger and Freight Rail
- **Safety and Research**
- Public Transit
- **Broadband**
- Airports, Seaports, and Waterways
- Water Infrastructure
- Power and Grid
- **Resiliency**
- Low-Carbon and Zero-Emission School Buses and Ferries
- **Electric Vehicle Charging**
- Reconnecting Communities
- Addressing Legacy Pollution



# FLORIDA'S TRANSPORTATION PLAN



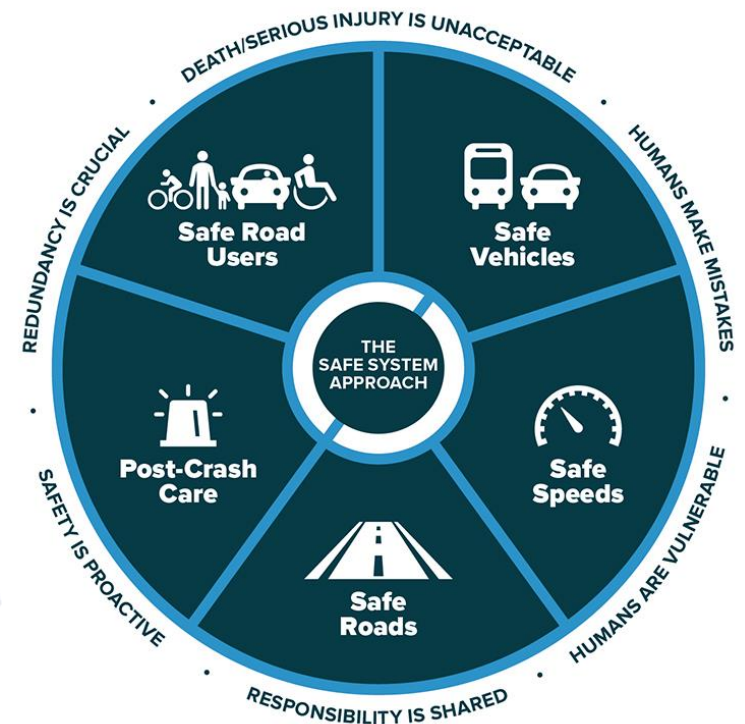
# VITAL FEW

## EVOLUTIONARY FOCUS FOR FLORIDA TRANSPORTATION



# SAFETY

**TARGET**  
**ZERO**  
FATALITIES & SERIOUS INJURIES



# RESILIENCY

- Reduce environmental impacts.
- Increase efficiency in operations.
- Realize economic outcomes.
- Improve community relations.



Identify vulnerabilities on Florida's Strategic Intermodal System (SIS) corridors to sea level rise, storm surge, inland flooding, extreme heat, and other risks and developing an action plan for improving resilience on the SIS.





**EV INFRASTRUCTURE  
MASTER PLAN**

July 2021



**SUPPORT**  
short-range and long-range  
electric vehicle travel as  
well as emergency  
evacuation in the state

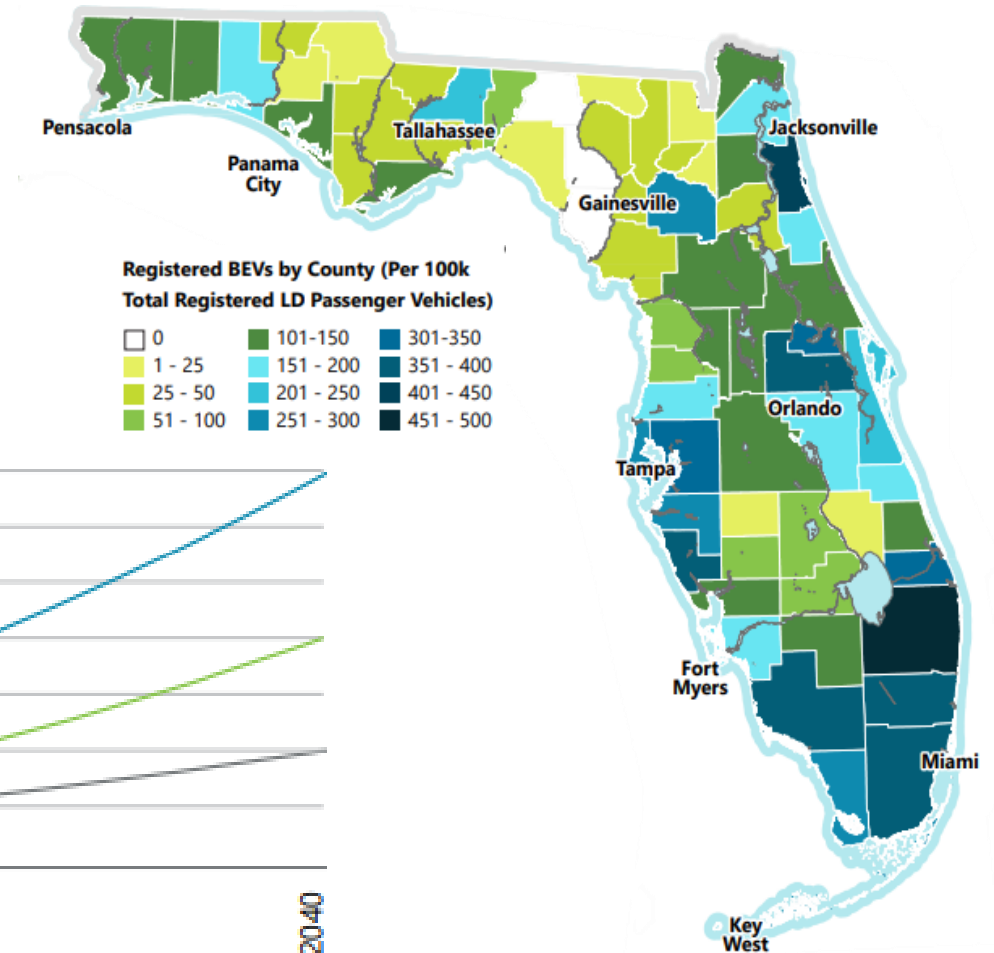
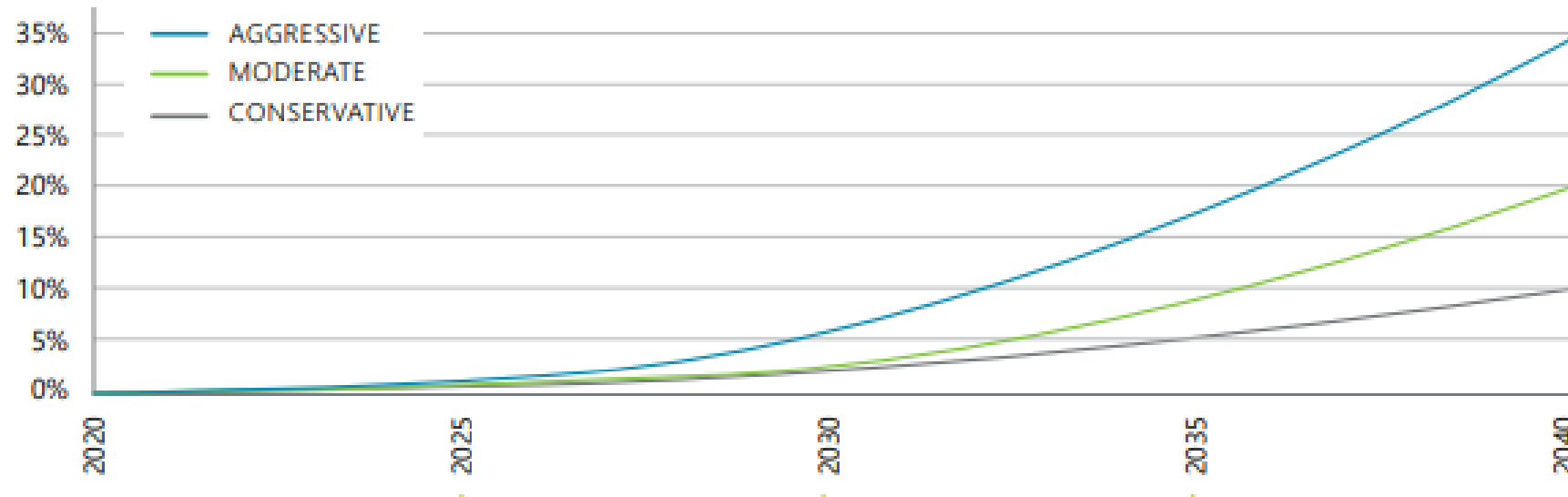
**ADAPT**  
state highway  
infrastructure consistent  
with market demand

**ENSURE**  
availability of adequate  
and reliable EV  
charging stations



# EV MARKET ADOPTION

## FLORIDA'S EV MARKET ADOPTION PROJECTIONS (adoption rate = 0.41%, July 2020)



Map Source: Florida Highway Safety and Motor Vehicles (2021);  
Date of Production: 3/19/2021



*Seatbelts Save Lives*  
*Buckle Up. Every Trip. Every Time.*