



## Minutes

Board of Directors and General Membership

MeetingHotel Effie - Miramar

Beach/Teleconference

<https://us02web.zoom.us/j/82531661699>

November 19, 2021

7:30 AM CST

1. **Call to Order:** Benjamin Bartlett, President
2. **Officer Reports:**
  - a. Secretary's Minutes, Deborah Snyder - No additional changes to the minutes. Motion to approve (MTA) Brian, Second by Tracy; unanimous approval.
  - a. Treasurer's Report, Gator Howerton - Attached are the most current latest financial report and the proposed budget reports.
  - b. Vice President's Report (Annual Conference 2022 Orlando), George Gadiel – George is looking for presenters.
3. **New Business:**
  - a. FACERS FY22 Budget – Ramon presented the budget. 2021 expenses exceed revenue slightly. 2022 Budget was discussed. MTA 2022 budget made by Brian; second by George; unanimous approval.
  - b. Don West – Life Membership – MTA Don West as life member made by Scott; Second by David; unanimous approval
    - Four life members should be removed from the list:
      - Ed Dougherty
      - Allan Drake
      - Stanley Noland
      - Charles Goode
    - Jim Herriot is now a Sustaining Member
4. **Committee Reports and Updates:**
  - a. Membership, Gator Howerton – The membership list was forwarded by Gator at the meeting. **ACTION ITEM:** all to review the list and let Gator know if there are changes.
  - b. FAC Update - Faye Brainard is our new FAC staff member.
  - c. NACE, Scott Herring/Ramon Gavarrete - Scott is our State NACE representative and he is in the DROP. Discussion of appointing George Gadiel to be the new State NACE representative once Scott leaves. The next NACE Conferences are in Buffalo, New York on April 24 through 27, 2022, Alabama 2023, and California 2024. Additional discussion recommending FACERS to pay travel expenses. MTA George as new State NACE representative once Scott retires and for FACERS to pay travel expenses by Tracy; second by Brian; unanimous approval.

- d. Legislative - John Goodknight
- FACERS and Marion County are asking FAC to support gas taxes being indexed.
  - Rapid Rectangular Flashing Beacon (RRFB) did not pass during the 2021 Session. Sponsors appear to be willing to work with FDOT to address issue. FDOT has added new requirements that included: Limiting installations to roads with speeds of 35 mph or less, adding signs and audible messages at pushbuttons. FDOT also has approval to evaluate flashing red beacons at some crosswalks.
- e. Awards – Judy Clarke No updates.
- f. Scholarships, Steve Ferrell - No updates.
- g. Greenbook – discussion of new requirements in the 2022 Greenbook. All new roadways whether State, City, or County, posted 50 miles per hour (MPH) or over should have thermoplastic pavement markings. All new roadways whether State, City, or County, posted 50 MPH or over **shall** have longitudinal Audible and Vibratory Treatments to prevent and reduce the severity of run-off the road crashes. All agree it is a good idea however, no additional funding has been identified by FDOT for this requirement. Subsequent discussion indicates this would be requirement for road funded with SCRAP/SCOP resources, and the additional cost would be covered by state funds as part of the funding agreement. The rural counties requested that the shall condition only apply to roadways with crash problems, not all roadways. The vote during the Greenbook meeting was the FDOT voting members and the urban counties (who probably do not have 50 MPH roadways) voted for the change and the rural counties voted against it because of the funding.
- Regardless, there was not a unified county presence during the discussion and the voting. The current FACERS Representative listed on the Greenbook Committee is Faith Alkhatib. Ben volunteered to replace Faith. MTA Ben as new FACERS Representative made by Tracy; second by Deborah; unanimous approval. **ACTION ITEM:** Deborah to send the Greenbook information to Ben to contact the Greenbook Committee. **Completed.**
- h. LAP Community of Practice, John Goodknight – there is an upcoming LAP COP meeting in January at the Turnpike Office in Turkey Lake. One topic may be the bundling of projects.
- i. LTAP, Pei-Sung Lin, CUTR – Pei-Sung presented the Florida LTAP Needs Assessment survey results for their upcoming training. The results are attached.
- j. T-Squared, Nithin Agarwal – Nithin stated T-Squared will be moving forward with a different focus; more safety-oriented with transportation safety centers; developing a framework for Safe Routes to Schools; Pedestrian and helmet focus area.
- k. Website, John Goodknight – John stated the website is not in great shape. There is too much old information present. He is working on a checklist of items to keep the website updated. He also wants to document procedures that were created through the meeting minutes of the last ten years.
- l. Sponsorships, Amy Blaida (Not Present) – Group discussed informing consultants about sponsorship opportunities.
- m. Newsletter, Amy Blaida (Not Present)

**5. Open Forum**

- a. Gator requested that items that are sent out through emails asking questions or gathering information from other members be added to the website so all can see the results. Maybe set up a Microsoft Teams page or other software where members to raise questions and easily share answers. This may require some additional software, and is something we need to explore with personnel at FAC who manage the web site.>>>

**6. Next meeting: TBD**

**7. Adjournment – Meeting adjourned at 9:00 AM CST**

**Attendees:**

- Benjamin Bartlett – President
- George Gadiel – Vice President
- Gator Howereton – Treasurer
- Deborah Snyder – Secretary
- Tracy Straub
- Fred Schnieder
- Ramon Gavarette
- John Goodnight
- David Ricks
- Brian Singleton
- Steve Ferrell
- Chad Williams
- Addie Javed
- Joe Kunkle
- Jim Stivender
- Lori Koontz

**Via Zoom:**

- Judith Clarke
- Scott Herring
- Pei Sung Lin
- George Webb
- Neil Shinkre
- Nithin Agarwal



**Florida Association of County Engineers & Road Superintendents**  
**Budget To Actual - Cash Basis**  
**January 1, 2021 to December 31, 2021**

	<b>2021 BUDGET</b>	<b>ACTUAL Revenues</b>	<b>Over(Under) Budget Variance</b>
<b>Revenues:</b>			
Membership Dues			
<i>Active</i>	8,970.00	10,400.00	1,430.00
<i>Municipal</i>	130.00	-	(130.00)
<i>Sustaining - Corporate</i>	5,220.00	4,140.00	(1,080.00)
<i>NACE</i>	2,750.00	700.00	(2,050.00)
<b>TOTAL DUES</b>	<b>\$ 17,070.00</b>	<b>15,240.00</b>	<b>(1,830.00)</b>
Registrations			
<i>Annual Conference</i>	7,300.00	6,950.00	(350.00)
<i>Legislative Conference</i>	4,200.00	1,150.00	(3,050.00)
<b>TOTAL REGISTRATIONS</b>	<b>\$ 11,500.00</b>	<b>8,100.00</b>	<b>(3,400.00)</b>
Sponsorships			
<i>Annual Conference</i>	9,100.00	8,600.00	(500.00)
<i>Legislative Conference</i>	8,900.00	5,250.00	(3,650.00)
<b>TOTAL SPONSORSHIPS</b>	<b>\$ 18,000.00</b>	<b>13,850.00</b>	<b>(4,150.00)</b>
<b>Total Revenues</b>	<b>\$ 46,570.00</b>	<b>37,190.00</b>	<b>\$ (9,380.00)</b>
<b>Expenses:</b>			
Membership Fees - NACE	<b>\$ 2,750.00</b>	-	(2,750.00)
Conferences			
<i>Annual - Meeting</i>	5,519.00	5,716.89	197.89
<i>Annual - Reception</i>	5,547.00	3,930.25	(1,616.75)
<i>Legislative - Meeting</i>	4,983.00	6,502.85	1,519.85
<i>Legislative - Reception</i>	5,918.00	411.90	(5,506.10)
<i>NACE - Sponsorship</i>	500.00	-	(500.00)
<b>TOTAL CONFERENCE</b>	<b>22,467.00</b>	<b>16,561.89</b>	<b>(5,905.11)</b>
Executive Liaison			
<i>Labor</i>	9,504.00	10,258.50	754.50
<i>Travel &amp; Expense</i>	3,030.00	726.60	(2,303.40)
<b>TOTAL LIAISON</b>	<b>\$ 12,534.00</b>	<b>10,985.10</b>	<b>(1,548.90)</b>
Operating/Office Supplies			
<i>General Supplies</i>	250.00	168.00	(82.00)
<i>Website Maintenance</i>	1,600.00	1,223.88	(376.12)
<i>Awards/Recognitions</i>	250.00	84.53	(165.47)
<b>TOTAL SUPPLIES</b>	<b>2,100.00</b>	<b>1,476.41</b>	<b>(623.59)</b>
Other Charges			
<i>Annual Filing Fee</i>	62.00	61.25	(0.75)
<i>FAC Fee</i>	5,000.00	4,076.00	(924.00)
<i>Bank/Other</i>	1,867.00	1,202.60	(664.40)
<b>TOTAL OTHER</b>	<b>6,929.00</b>	<b>5,339.85</b>	<b>(1,589.15)</b>
Travel & Per Diem - D&O			
<i>Officers and Directors</i>	1,000.00	-	(1,000.00)
<b>TOTAL TRAVEL</b>	<b>\$ 1,000.00</b>	<b>-</b>	<b>\$ (1,000.00)</b>
<b>Total Expenses</b>	<b>\$ 47,780.00</b>	<b>\$ 34,363.25</b>	<b>\$ (13,416.75)</b>
<b>NET INCREASE (DEC) IN CASH</b>	<b>\$ (1,210.00)</b>	<b>2,826.75</b>	<b>\$ 4,036.75</b>

<b>Beginning Cash Balance</b>	<i>January 1, 2021</i>	<b>53,189.99</b>
Net Increase (Decrease) in Cash		<u>2,826.75</u>
<b>Ending Cash Balance</b>	<i>October 31, 2021</i>	<b>56,016.74</b>

**Florida Association of County Engineers and Road Superintendents**

**Bank Deposits**

**SunTrust 2021**

**Summary Totals**

37,190.00

MEMBERSHIP FEES				REGISTRATION FEES		SPONSORSHIPS	
Active	Municipal	Sustaining Corporate	NACE	Annual Conf	Legis Conf	Annual Conf	Legis Conf
\$ 10,400.00	\$ -	\$ 4,140.00	\$ 700.00	\$ 6,950.00	\$ 1,150.00	\$ 8,600.00	\$ 5,250.00

Transaction Date	Individual	County/Company	MEMBERSHIP FEES				REGISTRATION FEES		SPONSORSHIPS	
			(County) Active	Municipal	Sustaining Corporate	NACE	Annual Conf	Legis Conf	Annual Conf	Legis Conf
1/28/2021	Russell Parker	Hendry County								
1/28/2021	Joyce Morgan	Duval County					\$ 100.00			
1/28/2021	Louis Bramblett	England-Thims & Miller					\$ 175.00			
1/28/2021	Mounir Bouyounes	Marion County					\$ 100.00			
1/28/2021	Chris Evers	Pavement Technology, Inc					\$ 100.00			
1/28/2021	SPONSOR	Halff								\$ 250.00
1/28/2021	Ken Holton	Pavement Technology, Inc					\$ 100.00			
1/28/2021	SPONSOR	Johnson Engineering, inc								\$ 500.00
1/28/2021	SPONSOR	Hydro international								\$ 250.00
1/28/2021	SPONSOR	GAI Constultants								\$ 250.00
1/28/2021	SPONSOR	Ajax Building Corporation								\$ 250.00
1/28/2021	SPONSOR	Ergon Asphalt 7 Emulsions, inc								\$ 1,000.00
1/28/2021	SPONSOR	AIM Engineering & Surveying, Inc								\$ 500.00
1/28/2021	SPONSOR	Cutler Repaving, inc								\$ 500.00
1/28/2021	SPONSOR	HDR Engineering								\$ 500.00
2/19/2021	Caleb Hurst	Nassau County	\$ 130.00							
2/19/2021	Robert Companion	Nassau County	\$ 130.00							
2/19/2021	Gabriel Porter	Nassau County	\$ 130.00							
2/19/2021	SPONSOR	Ardaman & Associates								\$ 250.00
3/11/2021	Roger Schmitt	FL Concrete & Products			\$ 180.00					
3/11/2021	Christopher Wert	Pasco County	\$ 130.00							
3/11/2021	Mounir Bouyounes	Marion County	\$ 130.00							
3/11/2021	Terrance Bailey	City of Riviera Beach	\$ 130.00							
3/11/2021	H Elton Holland	Marion County	\$ 130.00							
3/11/2021	Richard Welch	Connelly & Wicker, Inc			\$ 180.00					
3/11/2021	Tracy Straub	Marion County	\$ 130.00							
3/11/2021	Brian Singleton	City of Gainesville	\$ 130.00							
3/11/2021	Deborah Snyder	Sumter County	\$ 130.00							
3/11/2021	Austin Potts	Polk County	\$ 130.00							
3/11/2021	SPONSOR	Advanced Drainage Systems, Inc								\$ 250.00
3/11/2021	Randy Shane	Asphalt Paving Systems			\$ 180.00					
3/11/2021	Eric Flavell	Bowman Consulting Group			\$ 180.00					
3/11/2021	Katia Delgado	Polk County	\$ 130.00							
3/11/2021	Angela Spieler	Polk County	\$ 130.00							
3/11/2021	Russell Parker	Hendry County	\$ 130.00							
3/11/2021	Judith Clarke	Monroe County	\$ 130.00							
3/11/2021	Frederick Schneider	Lake County	\$ 130.00							
3/11/2021	George Gadiel	Lake County	\$ 130.00							
3/11/2021	Clinton Howerton	Highlands County	\$ 130.00							
3/11/2021	Steve Ferrell	HDR Engineering			\$ 180.00					
3/11/2021	James Gorton	Martin County	\$ 130.00							
3/11/2021	Travis Terpstra	Volusia County	\$ 130.00							
3/11/2021	Tadd kasbeer	Volusia County	\$ 130.00							
3/11/2021	J Herring	Hernando County	\$ 130.00							
3/11/2021	Faith Alkhatib	Flagler County	\$ 130.00							
3/11/2021	Neal Shinkre	St Johns County	\$ 130.00							
3/11/2021	Scott Betz	Kisinger Campo & Associates			\$ 180.00					
3/11/2021	Kimberly Graham	St Lucie County	\$ 130.00							
3/11/2021	Christopher Lestrage	St Lucie County	\$ 130.00							
3/11/2021	Ramon Gavarrete	Alachua County	\$ 130.00							
3/11/2021	Chris Towne	Kimley-Horn & Associates			\$ 180.00					
3/11/2021	Margaret Smith	Pasco County	\$ 130.00							
3/11/2021	Charles Cotton	Walton County	\$ 130.00							
3/11/2021	Anna Hudson	Walton County	\$ 130.00							
3/11/2021	Greg Graham	Walton County	\$ 130.00							
3/11/2021	Chance Powell	Walton County	\$ 130.00							
3/11/2021	Wilmer Stafford	Walton County	\$ 130.00							
3/11/2021	Kevin Wilson	Monroe County	\$ 130.00							
3/11/2021	Benjamin Bartlett	Volusia County	\$ 130.00							
3/11/2021	Addie Javek	Kercher Group			\$ 180.00					
3/19/2021		Indian River County								\$ 350.00
4/8/2021	Kevin Wilson	Monroe County	\$ 130.00							
4/8/2021	Roger Schmitt	Florida Concrete & Products			\$ 180.00					
4/8/2021	SPONSOR	Ingevity								\$ 250.00
4/8/2021	William Steves	Steves Engineering			\$ 180.00					
4/8/2021	Doug Gable	Polk County	\$ 130.00							
4/8/2021	Chris Evers	Pavement Technology, Inc			\$ 180.00					
4/8/2021	Shaun Kukuzke	Gee Asphalt Systems			\$ 180.00					
4/8/2021	Lisa Wichesr	Martin County	\$ 130.00							
4/8/2021	Deborah Snyder	Sumter County	\$ 130.00							
4/8/2021	Susan McNamee	Hydro international			\$ 180.00					
4/8/2021	Deborah Snyder	Sumter County	\$ (130.00)							
4/8/2021	Diana Almodovar	Orange County	\$ 130.00							
4/8/2021	Mark Cothran	Gulf County	\$ 130.00							
4/8/2021	Kris Shane	Asphalt Paving Systems			\$ 180.00					
4/16/2021		Flagler County								\$ 350.00
5/6/2021	Motasem Al-Turk	Palm Beach County	\$ 130.00							
5/6/2021	Tanya McConnell	Palm Beach County	\$ 130.00							
5/21/2021	Terry Rauth	Retired-Martin County	\$ 130.00							
5/21/2021	Eric Flavell	Bowman Consulting Group			\$ 180.00					
5/21/2021	Brent Pell	Leon County	\$ 130.00							
5/21/2021	Zachary Kominos	Bowman Consulting Group			\$ 180.00					
5/21/2021	Ella Twigg	Conсор Engineers, LLC			\$ 180.00					

\*FACERS internal accounting record purposes only-



5/21/2021	Eric Flavell	Bowman Consulting Group			\$ (180.00)				
5/21/2021	Keith Bryant	Bay County	\$ 130.00						
5/21/2021	Brian Singleton	City of Gainesville				\$ 100.00			
5/21/2021	Jim Stivender JR	Retired				\$ 100.00			
5/21/2021	SPONSOR	Asphalt paving Systems						\$ 500.00	
5/21/2021	Kris Shane	Asphalt Paving Systems				\$ 100.00			
5/21/2021	Randy Shane	Asphalt Paving Systems				\$ 100.00			
5/21/2021	Brian Barnes	Retired				\$ 175.00			
5/21/2021	Addie Javed	Kercher Group				\$ 100.00			
5/21/2021	Eric Gonzalez	Advanced Drainage Systems, Inc			\$ 180.00				
5/21/2021	Eric Gonzalez	Advanced Drainage Systems, Inc				\$ 100.00			
5/21/2021	SPONSOR	Advanced Drainage Systems, Inc						\$ 1,000.00	
5/21/2021	SPONSOR	Ajax Building Corporation						\$ 250.00	
5/21/2021	Doug Gable	Polk County				\$ 100.00			
5/21/2021	Eric Flavell	Bowman Consulting Group				\$ 100.00			
5/21/2021	Zachary Kominos	Bowman Consulting Group				\$ 100.00			
5/21/2021	SPONSOR	Bowman Consulting Group						\$ 500.00	
5/21/2021	Doeborah Snyder	Sumter County				\$ 100.00			
5/21/2021	Aaron Gerber	The Kerched Group				\$ 175.00			
5/21/2021	Chris Towne	Kimley-Horn & Associates				\$ 100.00			
5/21/2021	SPONSOR	Hydro international						\$ 250.00	
5/21/2021	SPONSOR	BES, Inc						\$ 1,000.00	
5/21/2021	<b>Justin Reck</b>	<b>BES, Inc</b>				\$ 100.00			
5/21/2021	Justin Reck	BES, Inc			\$ 180.00				
5/21/2021	Nathan Kautz	BES, Inc				\$ 100.00			
5/21/2021	SPONSOR	Kimley-Horn & Associates						\$ 250.00	
5/21/2021	SPONSOR	AIM Engineering & Surveying, Inc						\$ 500.00	
5/21/2021	Sean Donahoo	AIM Engineering & Surveying, Inc				\$ 100.00			
5/21/2021	Sean Donahoo	AIM Engineering & Surveying, Inc			\$ 180.00				
5/21/2021	Jeffrey Rogers	Hernando County	\$ 130.00						
5/21/2021	Donald West	St Lucie County	\$ 130.00						
5/21/2021	Don Donaldson	Martin County	\$ 130.00						
5/21/2021	Ernest Spradling	Pennoni			\$ 180.00				
5/21/2021	Rick Cole	Osceola County	\$ 130.00						
5/21/2021	John Jeannin	Osceola County	\$ 130.00						
5/21/2021	Joy Jones	Escambia County	\$ 130.00						
5/21/2021	Motasem Al-Turk	Palm Beach County	\$ 130.00						
5/21/2021	Maroun Azzi	Palm Beach County	\$ 130.00						
5/21/2021	Fattoush Jafar	Palm Beach County	\$ 130.00						
5/21/2021	Scott Cantor	Palm Beach County	\$ 130.00						
5/21/2021	Steve Carrier	Palm Beach County	\$ 130.00						
5/21/2021	Joanne Keller	Palm Beach County	\$ 130.00						
5/21/2021	David Ricks	Palm Beach County	\$ 130.00						
5/21/2021	Morton Rose	Palm Beach County	\$ 130.00						
5/21/2021	David Young	Palm Beach County	\$ 130.00						
5/21/2021	Quazi Bari	Palm Beach County	\$ 130.00						
5/21/2021	Ali Sardinias	Palm Beach County	\$ 130.00						
6/8/2021	James Dillon	City of Tavares	\$ 130.00						
6/18/2021	Steve Ferrell	HDR Engineering				\$ 100.00			
6/18/2021	Lori Koontz	Volusia County	\$ 130.00						
6/18/2021	James Gorton	Martin County				\$ 100.00			
6/18/2021	Josh Bellotti	Hillsborough County	\$ 130.00						
6/18/2021	Kyla Booher	Hillsborough County	\$ 130.00						
6/18/2021	Robert Suess	Hillsborough County	\$ 130.00						
6/18/2021	Larry Tomkins	Ergon Asphalt 7 Emulsions, inc				\$ 175.00			
6/18/2021	Leland Dicus	Hillsborough County	\$ 130.00						
6/18/2021	Amy Blaida	Ergon Asphalt 7 Emulsions, inc			\$ 180.00	\$ 100.00			
6/18/2021	Amy Blaida	Ergon Asphalt 7 Emulsions, inc						\$ 1,000.00	
6/18/2021	Larry Watts	Hillsborough County	\$ 130.00						
6/18/2021	Donald Hayes	Hillsborough County	\$ 130.00						
6/18/2021	William Hand	Hillsborough County	\$ 130.00						
6/18/2021	Chance Powell	Walton County				\$ 100.00			
6/18/2021	John Lyons	Hillsborough County	\$ 130.00						
6/18/2021	Joe Kinkel	Orange County	\$ 130.00						
6/18/2021	Clinton Howerton	Highlands County				\$ 100.00			
6/18/2021	Cate Thompson	Advanced Drainage Systems, Inc				\$ 100.00			
6/18/2021	Robert Fakhri	Charlotte County	\$ 130.00						
6/18/2021	James Langford	Highlands County	\$ 130.00						
6/18/2021	George Gadiel	Lake County				\$ 100.00			
6/18/2021	David Ricks	Palm Beach County				\$ 100.00			
6/18/2021	Addie Javed	Kercher Group						\$ 250.00	
6/18/2021	Danielle Slaterpryce	Osceola County				\$ 100.00			
6/18/2021	Joe Kinkl	Orange County						\$ 100.00	
7/9/2021	Jarrod Himeise	Jones Edmunds				\$ 100.00			
7/9/2021	SPONSOR	Jones Edmunds						\$ 500.00	
7/20/2021	SPONSOR	England-Thims & Miller						\$ 500.00	
7/23/2020	Robert Hall	Cutler Repaving, Inc				\$ 100.00			
7/23/2021	SPONSOR	Cutler Repaving, Inc						\$ 500.00	
7/23/2021	Steve Lander	WithersRavenel				\$ 175.00			
7/23/2021	SPONSOR	WithersRavenel						\$ 250.00	
7/23/2021	H Elton Holland	Marion County				\$ 100.00			
7/23/2021	SPONSOR	Pavement Technology, Inc						\$ 250.00	
7/23/2021	Ken Holton	Pavement Technology, Inc				\$ 100.00			
7/23/2021	Douglas Holdener	FL Concrete Pipe Association			\$ 180.00				
7/23/2021	Neal Shinkre	St Johns County				\$ 100.00			
7/23/2021	Hisham Sunna	Ayres Associates				\$ 175.00			
7/23/2021	Jeff Earahrt	Lake County				\$ 100.00			
7/23/2021	SPONSOR	Conzor Engineers, LLC						\$ 250.00	
7/23/2021	Ella Twigg	Conzor Engineers, LLC				\$ 100.00			
7/23/2021	George Dzama	Martin County	\$ 130.00						
7/23/2021	Jonathan Harrison	Highlands County				\$ 100.00			
7/23/2021	William Cox	Hillsborough County	\$ 130.00						
7/23/2021	Chad Williams	Columbia County				\$ 100.00			
7/23/2021	SPONSOR	Hennessy Construction Svcs						\$ 250.00	
7/23/2021	Jeffery Siewert	Ayres Associates				\$ 175.00			
7/23/2021	Lori Koontz	Volusia County				\$ 100.00			
7/23/2021	Christopher Martin	Ayres Associates				\$ 175.00			
7/23/2021	Judith Clarke	Monroe County				\$ 100.00			
7/23/2021	Steve Soldati	Aegion Corporation				\$ 175.00			
7/23/2021	Rebecca Price	England-Thims & Miller				\$ 100.00			
7/23/2021	SPONSOR	Roberts Civil Engineering						\$ 500.00	
7/23/2021	Paul Christian	Roberts Civil Engineering				\$ 175.00			
7/23/2021	Jeffrey Griffin	Advanced Drainage Systems, Inc				\$ 100.00			

7/23/2021	David Allain	Asphalt Contractors Association					\$ 175.00			
7/23/2021	William Steves	Steves Engineering					\$ 100.00			
7/23/2021	Mike Malloy	Lighthouse Benefits Advisors					\$ 175.00			
7/23/2021	James Harriott	CHW Professional Consultants					\$ 175.00			
7/23/2021	Benjamin Bartlett	Volusia County					\$ 100.00			
7/23/2021	Allison Grant	Headlight					\$ 175.00			
7/23/2021	Dan White	Infrasture Management Svcs					\$ 175.00			
7/23/2021	Josh Guess	England-Thims & Miller					\$ 175.00			
7/23/2021	Michael Brown	AECOM					\$ 175.00			
7/23/2021	Kurt Keifer	Infrasture Management Svcs					\$ 175.00			
7/23/2021	Mile Malloy	Lighthouse Benefits Advisors					\$ 175.00			
8/13/2021	Patrice Fletcher	Jones Edmunds				\$ 180.00				
9/3/2021	Melissa Ackert	Palm Beach County	\$ 130.00							
9/10/2021	Carolyn Eastwood	Sarasota County	\$ 130.00							
9/10/2021	Michael King	Wakulla County	\$ 130.00							
10/8/2021	Karson Turner	Hendry County						\$ 100.00		
10/8/2021	Chris Towne	Kimley-Horn & Associates						\$ 100.00		
10/8/2021	Kevin Stone	Kimley-Horn & Associates						\$ 100.00		
10/13/2021	Erin Calcari	Decision Optimization Technology						\$ 175.00		\$ 500.00



**Florida Association of County Engineers and Road Superintendents  
Expense Detail  
2021**

	NACE	CONFERENCE					EXECUTIVE LIASON		OPERATING/SUPPLIES						TRAVEL	REIMB
		Membership Fees	Annual Conference	Annual Conference Reception	Legislative Conference	Legislative Conference Reception	NACE-Sponsorship	Labor	Travel Expenses	General Supplies	Website Mnt	Awards/Trophies/Recognition	Annual Filing Fee	FAC Admin Fees	Bank/Other	Officers/Directors
<b>Summary Totals</b>	\$ 34,363.25	\$ -	\$ 5,716.89	\$ 3,930.25	\$ 6,502.85	\$ 411.90	\$ -	##### \$ 726.60	\$ 168.00	\$ 1,223.88	\$ 84.53	\$ 61.25	\$ 4,076.00	\$ 1,202.60	\$ -	\$ -

Transaction Date	Check Number	Payee	Check Amount	NACE	CONFERENCE					EXECUTIVE LIASON		OPERATING/SUPPLIES						TRAVEL	REIMB	DESCRIPTION
					Membership Fees	Annual Conference	Annual Conference Reception	Legislative Conference	Legislative Conference Reception	NACE-Sponsorship	Labor	Travel Expenses	General Supplies	Website Mnt	Awards/Trophies/Recognition	Annual Filing Fee	FAC Admin Fees	Bank/Other	Officers/Directors	
1/28/2021	Transfer	FAC	\$ 117.00														\$ 117.00		12/20 CC Fees	
1/28/2021	VOID	Amy Blaida																		
1/28/2021	Billpay	Goodknight Consulting	\$ 675.00							\$ 675.00										11/20 Consulting
1/28/2021	Billpay	Goodknight Consulting	\$ 937.50							\$ 937.50										12/20 Consulting
2/19/2021	Billpay	Amy Blaida	\$ 411.90								\$ 411.90									Leg Con /Fall meeting Social
3/11/2021	Transfer	FAC	\$ 234.00														\$ 234.00			2/21 CC Fees
3/11/2021	Billpay	Goodknight Consulting	\$ 825.00							\$ 825.00										2/21 Consulting
3/11/2021	Transfer	FAC	\$ 3,818.81				\$ 3,818.81													Food & beverage, Audio Visual
3/11/2021	Transfer	FAC	\$ 2,684.04				\$ 2,684.04													Social Hour
3/26/2021	Billpay	Concensus Media	\$ 1,200.00								\$ 1,200.00									1 yr Web Hosting
3/25/2021	Billpay	Goodknight Consulting	\$ 625.00							\$ 625.00										1/21 Consulting
4/8/2021	Billpay	Goodknight Consulting	\$ 1,543.00							\$ 1,375.00	\$ 168.00									3/21 & Constant Contact subscription
4/8/2021	Billpay	FAC	\$ 79.20														\$ 79.20			3/21 CC Fee
4/15/2021	Billpay	F.J.Trophies	\$ 84.53										\$ 84.53							B.J.Trophies
4/22/2021	Transfer	FAC	\$ 61.25										\$ 61.25							Annual Report
4/22/2021	Transfer	FAC	\$ 23.88								\$ 23.88									GoDaddy
5/21/2021	Billpay	Goodknight Consulting	\$ 1,250.00							\$ 1,250.00										4/21 Consulting
5/21/2021	Transfer	FAC	\$ 324.80														\$ 324.80			4/22 CC Fee
6/18/2021	ACH	FAC	\$ 166.60														\$ 166.60			5/21 CC Fee
7/8/2021	Billpay	Goodknight Consulting	\$ 1,212.50							\$ 1,212.50										5/21 Consulting
7/15/2021	Billpay	Amy Blaida	\$ 455.60		\$ 255.60	\$ 200.00														AC Social event & Signage
7/15/2021	Billpay	Goodknight Consulting	\$ 1,939.10							\$ 1,212.50	\$ 726.60									6/21 Consulting
7/23/2021	ACH	FAC	\$ 258.60														\$ 258.60			6/21 CC Fee
8/20/2021	Transfer	FAC	\$ 135.79		\$ 135.79															Copies of Draft constitution for Annual Meeting
8/20/2021	Transfer	FAC	\$ 3,730.25			\$ 3,730.25														2021 AC Social - Rodizio Grill
9/3/2021	Transfer	FAC	\$ 4,076.00										\$ 4,076.00							20-21 Administrative fee
9/10/2021	Transfer	FAC	\$ 10.40														\$ 10.40			Aug 21 CC Fee
9/10/2021	Billpay	Goodknight Consulting	\$ 487.50							\$ 487.50										Aug 21 Consulting
10/1/2021	Billpay	Goodknight Consulting	\$ 833.50							\$ 833.50										July 21 Consulting
10/8/2021	ACH	FAC	\$ 12.00														\$ 12.00			9/21 CC fee
10/8/2021	Billpay	Goodknight Consulting	\$ 825.00							\$ 825.00										Sept 21 Consulting
10/13/2021	Transfer	FAC	\$ 5,325.50		\$ 5,325.50															2021n Annual Conference expense

**Florida Association of County Engineers and Road Superintendents**  
**Checkbook Register**  
**January 1, 2021 to December 31, 2021**

**ACTIVITY SUMMARY YTD**

<b>Beginning Cash Balance</b>	<b>\$ 53,189.99</b>
<b>Plus: Deposit Total</b>	<b>\$ 35,987.40</b>
<b>Less: Check Total</b>	<b>\$ (33,160.65)</b>
<b>Ending Cash Balance</b>	<b>\$ 56,016.74</b>

**ACTIVITY DETAIL YTD**

Transaction Date	Check Number	Payee/Payor	Check Amount	Deposit Total	Balance
<b>Beginning Balance</b>					<b>\$ 53,189.99</b>
1/28/21	Transfer	FAC		\$ 4,558.00	\$ 57,747.99
1/28/21	VOID	Amy Blaida			\$ 57,747.99
1/28/21	Billpay	Goodknight Consulting - 11/20	\$ 675.00		\$ 57,072.99
1/28/21	Billpay	Goodknight Consulting - 12/20	\$ 937.50		\$ 56,135.49
2/19/21		Deposit		\$ 640.00	\$ 56,775.49
2/19/21	Billpay	Amy Blaida	\$ 411.90		\$ 56,363.59
3/11/21	Billpay	Goodknight Consulting - 2/21	\$ 825.00		\$ 55,538.59
3/11/21	Transfer	FAC - Leg Con expenses	\$ 3,818.81		\$ 51,719.78
3/11/21	Transfer	FAC - Social Hour	\$ 2,684.04		\$ 49,035.74
3/11/21		Deposit		\$ 5,616.00	\$ 54,651.74
3/19/21		Deposit		\$ 350.00	\$ 55,001.74
3/25/21	Billpay	Consensus Media	\$ 1,200.00		\$ 53,801.74
3/25/21	Billpay	Goodknight Consutling 1/21	\$ 625.00		\$ 53,176.74
4/8/21		Deposit		\$ 1,900.80	\$ 55,077.54
4/8/21	Billpay	Goodknight 3/21	\$ 1,543.00		\$ 53,534.54
4/15/21	Billpay	B.J. Trophies	\$ 84.53		\$ 53,450.01
4/16/21		Deposit		\$ 350.00	\$ 53,800.01
4/22/21	Transfer	FAC	\$ 61.25		\$ 53,738.76
4/22/21	Transfer	FAC	\$ 23.88		\$ 53,714.88
5/6/21		Deposit		\$ 260.00	\$ 53,974.88
5/21/21	Billpay	Goodknight Consulting 4-21	\$ 1,250.00		\$ 52,724.88
5/21/21	Transfer	FAC		\$ 7,795.20	\$ 60,520.08
5/21/21		Deposit		\$ 1,560.00	\$ 62,080.08
6/8/21		Deposit		\$ 130.00	\$ 62,210.08
6/18/21	Deposit-ACH	Deposit		\$ 3,998.40	\$ 66,208.48
7/8/21	Transfer	Goodknight Consulting 5-21	\$ 1,212.50		\$ 64,995.98
7/9/21		Deposit		\$ 600.00	\$ 65,595.98
7/15/21	Billpay	Amy Blaida	\$ 455.60		\$ 65,140.38
7/15/21	Billpay	Goodknight Consulting 6-21	\$ 1,939.10		\$ 63,201.28
7/20/21		Deposit		\$ 500.00	\$ 63,701.28
7/23/21	Deposit-ACH	FAC		\$ 6,206.40	\$ 69,907.68
8/13/21		Deposit		\$ 180.00	\$ 70,087.68
8/20/21	Transfer	FAC	\$ 135.79		\$ 69,951.89
8/20/21	Transfer	FAC	\$ 3,730.25		\$ 66,221.64
9/3/21	Transfer	FAC	\$ 4,076.00		\$ 62,145.64
9/3/21		Deposit		\$ 130.00	\$ 62,275.64
9/10/21	Deposit-ACH	FAC		\$ 249.60	\$ 62,525.24
9/10/21	Billpay	Goodknight Consulting 8-21	\$ 487.50		\$ 62,037.74
10/1/21	Billpay	Goodknight Consulting 7-21	\$ 833.50		\$ 61,204.24
10/8/21	Deposit-ACH	FAC		\$ 288.00	\$ 61,492.24
10/8/21	ACH	Goodknight Consulting 9-21	\$ 825.00		\$ 60,667.24
10/13/21	Deposit-ACH	FAC		\$ 675.00	\$ 61,342.24
10/13/21	Transfer	FAC	\$ 5,325.50		\$ 56,016.74

# Florida Association of County Engineers and Road Superintendents

## Proposed 2022 Budget

	2022	
	Adopted Budget	
	Item	Amount
<b>Balance From Previous Year (Checking):</b>	\$	<b>51,979.99</b>
<b>Balance From Previous Year (Investment):</b>	\$	-
<b>Total Fund Balance From Previous Year:</b>	\$	<b>51,979.99</b>
<b>Annual Revenue</b>		
Membership Fees		\$ 14,590.00
Active	\$ 10,140.00	
Municipal	\$ 130.00	
Sustaining, Public	\$ -	
Sustaining, Corporate	\$ 4,320.00	
		\$ 500.00
NACE	\$ 500.00	
Registration Fees		\$ 12,000.00
Annual Conference	\$ 7,500.00	
Legislative Conference	\$ 4,500.00	
PDH / CEU	\$ -	
Webinars/Training	\$ -	
Sponsorships		\$ 16,600.00
Annual Conference	\$ 9,100.00	
Legislative Conference	\$ 7,500.00	
NACE Conferences	\$ -	
Other	\$ -	
Other Revenue		\$ -
Other	\$ -	
<b>Total Annual Revenue:</b>		<b>\$ 43,690.00</b>
<b>Expenditures</b>		
<b>Regular Expenses</b>		
Membership Fees		\$ 500.00
NACE	\$ 500.00	
Conferences		\$ 20,383.00
Annual Conference	\$ 5,800.00	
Annual Conference (Reception)	\$ 4,500.00	
Legislative Conference (Meeting Facilities)	\$ 5,083.00	
Legislative Conference (Reception)	\$ 4,500.00	
NACE - Sponsorship	\$ 500.00	
Executive Liaison		\$ 14,991.00
Labor	\$ 11,900.00	
Travel and Expenses	\$ 3,091.00	
Operating/Office Supplies		\$ 2,100.00
General Supplies	\$ 250.00	
Audio/Visual Equipment	\$ -	
Website Maintenance	\$ 1,650.00	
Awards/Trophies/Recognitions	\$ 200.00	
Other Charges and Obligations		\$ 6,605.00
Contractual/Professional Services	\$ -	
Consensus Communications	\$ -	
PDH / CEU Fees	\$ -	
Webcast	\$ -	
Annual Filing Filing Fee	\$ 62.00	
FAC Administrative Charges	\$ 5,100.00	
Bank/CC Charges/Others	\$ 1,443.00	
Travel and Per Diem		\$ 2,800.00
Officers and Directors	\$ 2,800.00	
Speakers/Guests	\$ -	
Others	\$ -	
Miscellaneous Expenses		\$ -
<b>Total Expenditures</b>		<b>\$ 47,379.00</b>
<b>Fund Balance Carried Forward</b>		<b>\$ 48,290.99</b>
<b>Net Loss/Profit Margin</b>		<b>\$ (3,689.00)</b>

## Florida LTAP Needs Assessment for FY21/22 Training

This Florida Local Technical Assistance Program (LTAP) Needs Assessment for FY21/22 training was collected. In this survey, potential training topics were classified in six categories: **Safety, Transportation Systems Management & Operations (TSM&O), Transportation Planning, Infrastructure Management, Workforce Development, and Heavy Equipment Operation Safety and Hands-on Skills**. For each training category, we listed a number of training topics that we would like to hear about from local agencies and offer in LTAP FY21/22. Please refer to the attached needs assessment survey for these topics.


As of September 15, 2021, there were a total of 167 valid survey responses collected throughout the state. The survey results were plotted by FDOT Districts for each of the six training categories, as shown in these figures. We produced two different figures for each training category by presenting

- 1) the total number of responses on the most popular training topics, and
- 2) the percentage of responses in each District that selected this training topic.

For each of six training categories, the detailed breakdown statistics were presented vis a table under each figure in the category. For the purpose of illustration and data interpretation for these figures and tables, the category of Safety is used as an example in the main body of this needs assessment report.

Figure 1 below shows people’s preference on safety training topics across Florida and in each District. As is illustrated in the legend, the number in parenthesis indicates after each training topic shows how many people selected this training topic, and the percentage value indicates the corresponding proportion among all 167 responses. For example, in these 167 responses, the most favorite safety training topic is Pedestrian and Bicycle Facility and Safety, which was selected in 114 responses and accounting for 68% of total responses.

Table 1 illustrates the number of responses in each District for each safety training topic. For instance, there are a total of 78 responses selected “Access Management” training, including 8 in District One, 13 in District Two, seven in District 3, fourteen in District Four, 19 in District Five, five in District Six, and 12 in District Seven.




**Figure 1. Number of Responses on Safety Training Topics by FDOT District**

**Table 1. Number of Responses on Safety Training Topics by FDOT District**

Training Topics	FDOT Districts						
	D1	D2	D3	D4	D5	D6	D7
Access Management (concepts, guidelines, assessment tools, etc.)	8	13	7	14	19	5	12
Americans With Disabilities Act (ADA) Compliance	12	9	5	16	25	9	20
Effective Safety Countermeasures	8	14	7	13	24	6	19
FDOT Crash Data Tools	7	10	7	16	18	3	12
Freeway and Interchanges Safety	2	7	3	6	7	0	8
Highway Safety Manual (HSM) Training	10	10	8	8	17	5	10
Human Factors Studies	8	4	2	7	13	4	10
Intersection Safety (geometric design, roundabout, etc.)	7	16	10	15	24	8	20
Lighting System Safety Design and Maintenance	4	7	8	6	15	5	14
Motorcycle Safety (status, policy, countermeasures, etc.)	3	3	3	2	8	1	10
Occupational Safety and Health (OSHA) (hazard material, confined space, construction, etc.)	6	5	1	2	7	2	14
Pedestrian and Bicycle Facility and Safety (facility design, signals, policy, safety countermeasures, etc.)	10	14	9	21	32	9	19
Performance-Based Best Practices (successful stories from agencies)	8	10	6	8	25	4	20
Road Safety Audit	6	7	5	10	12	3	13
Roadside Design and Safety (guardrail, curb, median, etc.)	8	13	8	14	22	6	17
Rural Roadway Safety	5	12	7	5	19	1	12
Safety Analysis Tools	5	12	8	9	19	7	19
Safety Education Outreach and Enforcement	2	9	5	7	12	1	12
Work Zone Traffic Control and Safety (traffic barrier design, work zone signs and markings, work zone speed management, etc.)	12	11	4	14	18	4	16

Additionally, Figure 2 is a histogram showing the percentage of choice on each safety topic in each District. Table 2 illustrates the detailed statistics on these percentage values. For example, there are 20 valid responses collected from District One, and there were 40% of these responses that selected “Access Management”, which is equal to 8 (20×40%) and consistent with Figure 1 and Table 1 above. These percentage statistics indicate the popularity of each training topic is in each District, and also provide references for in-class trainings in each District should the COVID-19 pandemic situation gets better.

A complete list of figures and tables for each training category is shown in the Appendix. Other figures and tables besides Safety training needs can be interpreted accordingly.



**Figure 2. Percentage of Choices on Safety Training Topics by FDOT District**



**Table 2. Percentage of Choices on Safety Training Topics by FDOT District**

Training Topics	FDOT Districts (%)						
	D1	D2	D3	D4	D5	D6	D7
Access Management (concepts, guidelines, assessment tools, etc.)	40	59	50	56	40	42	44
Americans With Disabilities Act (ADA) Compliance	60	41	36	64	53	75	74
Effective Safety Countermeasures	40	64	50	52	51	50	70
FDOT Crash Data Tools	35	45	50	64	38	25	44
Freeway and Interchanges Safety	10	32	21	24	15	0	30
Highway Safety Manual (HSM) Training	50	45	57	32	36	42	37
Human Factors Studies	40	18	14	28	28	33	37
Intersection Safety (geometric design, roundabout, etc.)	35	73	71	60	51	67	74
Lighting System Safety Design and Maintenance	20	32	57	24	32	42	52
Motorcycle Safety (status, policy, countermeasures, etc.)	15	14	21	8	17	8	37
Occupational Safety and Health (OSHA) (hazard material, confined space, construction, etc.)	30	23	7	8	15	17	52
Pedestrian and Bicycle Facility and Safety (facility design, signals, policy, safety countermeasures, etc.)	50	64	64	84	68	75	70
Performance-Based Best Practices (successful stories from agencies)	40	45	43	32	53	33	74
Road Safety Audit	30	32	36	40	26	25	48
Roadside Design and Safety (guardrail, curb, median, etc.)	40	59	57	56	47	50	63
Rural Roadway Safety	25	55	50	20	40	8	44
Safety Analysis Tools	25	55	57	36	40	58	70
Safety Education Outreach and Enforcement	10	41	36	28	26	8	44
Work Zone Traffic Control and Safety (traffic barrier design, work zone signs and markings, work zone speed management, etc.)	60	50	29	56	38	33	59

Therefore, the most needed training topics under each training category are shown below, based on a percentage of choice larger than or equal to 50% (if less than 5 topics, list the Top 5):

### **Safety**

- Pedestrian and Bicycle Facility and Safety (114 responses, 68%)
- Intersection Safety (geometric design, roundabout, etc.) (100 responses, 60%)
- Americans With Disabilities Act (ADA) Compliance (96 responses, 57%)
- Effective Safety Countermeasures (91 responses, 54%)
- Roadside Design and Safety (guardrail, curb, median, etc.) (88 responses, 53%)

### **Transportation Systems Management & Operations (TSM&O)**

- Traffic Operation Analysis (traffic design, analytical methods, operation strategies, etc.) (95 responses, 57%)
- Traffic Signals (signal timing concepts and design, reading signal plans, detector systems, controllers programming, and operations, etc.) (61 responses, 68%)
- Traffic Engineering Fundamentals (93 responses, 56%)
- TSM&O Fundamentals (overview, management/deployments, ITS communications, ITS software and architecture, stamp, managed lanes, connected vehicle, etc.) (91 responses, 54%)

### **Transportation Planning**

- Traffic Impact Analysis (111 responses, 66%)
- Land Use and Transportation Systems (99 responses, 59%)
- Environmental, Social, and Economic Impacts (92 responses, 55%)
- Travel Behavior Principles and Analysis (89 responses, 53%)
- Responsibility of Transportation Planning Agencies (70 responses, 42%)

### **Infrastructure Management**

- Traffic Signs and Pavement Markings (110 responses, 66%)
- Pavement Materials (asphalt/concrete/other) (70 responses, 42%)
- Transportation Asset Management (69 responses, 41%)
- Pavement Preservation (61 responses, 37%)
- Surveying or Inspection Methods on Infrastructure (54 responses, 32%)

### **Workforce Development**


- Project Management Skills (scheduling, budget, project bundling strategies to maximize resources, etc.) (95 responses, 57%)
- FDOT Local Agency Program Training (84 responses, 50%)
- Communications Skills (79 responses, 47%)
- Technical Writing Skills (76 responses, 46%)
- Law and Regulations for Florida Engineers (76 responses, 46%)

### **Heavy Equipment Operation Safety and Hands-on Skills**

- Bucket Truck Operation (29 responses, 17%)
- Forklift Operation (28 responses, 17%)
- Front-end Loader Operation (26 responses, 16%)
- Backhoe Loader Operation (25 responses, 15%)
- Excavator Operation (25 responses, 15%)

# Appendix. Florida LTAP 2021-2022 Needs Assessment Results

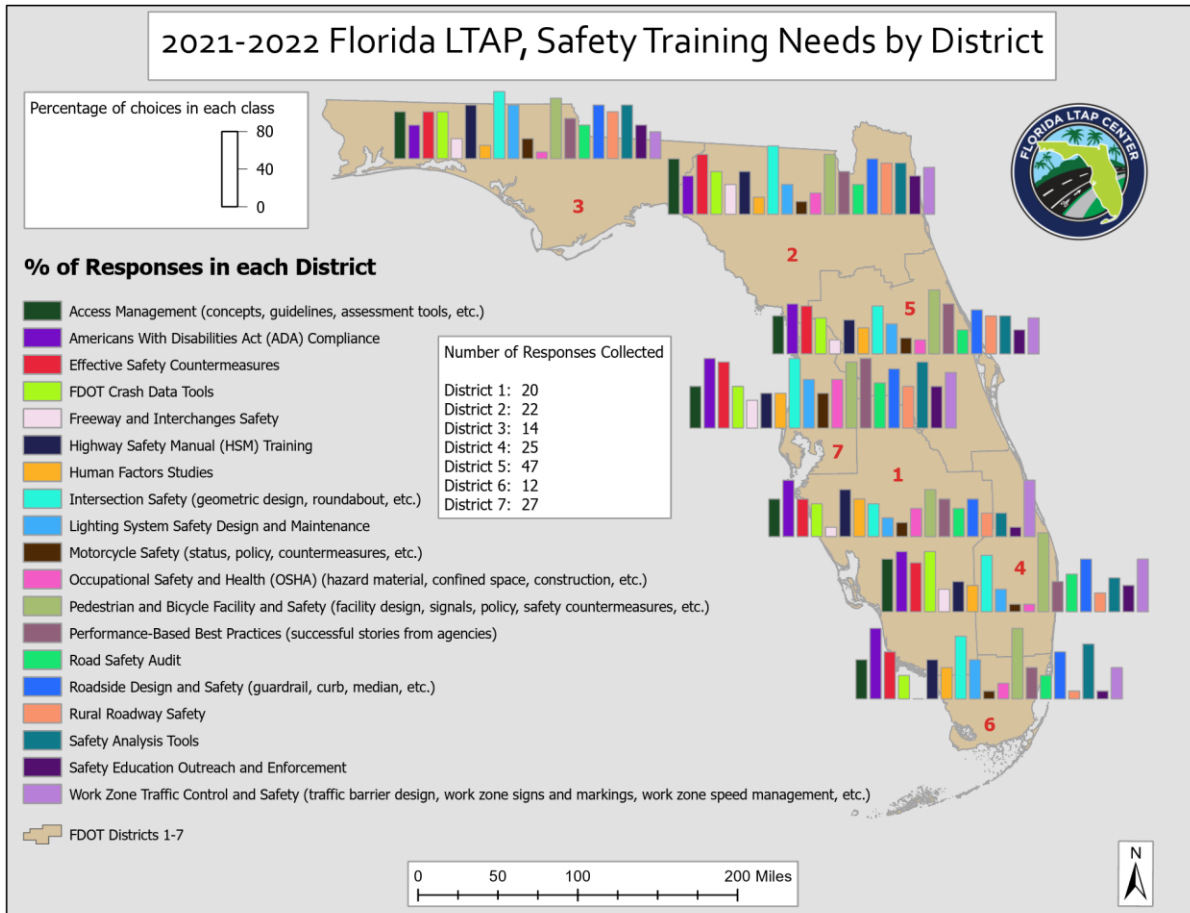
## Training Needs on Safety Topics



**Figure 1. Number of Responses on Safety Training Topics by FDOT District**

**Table 1. Number of Responses on Safety Training Topics by FDOT District**

Training Topics	FDOT Districts						
	D1	D2	D3	D4	D5	D6	D7
Access Management (concepts, guidelines, assessment tools, etc.)	8	13	7	14	19	5	12
Americans With Disabilities Act (ADA) Compliance	12	9	5	16	25	9	20
Effective Safety Countermeasures	8	14	7	13	24	6	19
FDOT Crash Data Tools	7	10	7	16	18	3	12
Freeway and Interchanges Safety	2	7	3	6	7	0	8
Highway Safety Manual (HSM) Training	10	10	8	8	17	5	10
Human Factors Studies	8	4	2	7	13	4	10
Intersection Safety (geometric design, roundabout, etc.)	7	16	10	15	24	8	20
Lighting System Safety Design and Maintenance	4	7	8	6	15	5	14
Motorcycle Safety (status, policy, countermeasures, etc.)	3	3	3	2	8	1	10
Occupational Safety and Health (OSHA) (hazard material, confined space, construction, etc.)	6	5	1	2	7	2	14
Pedestrian and Bicycle Facility and Safety (facility design, signals, policy, safety countermeasures, etc.)	10	14	9	21	32	9	19
Performance-Based Best Practices (successful stories from agencies)	8	10	6	8	25	4	20
Road Safety Audit	6	7	5	10	12	3	13
Roadside Design and Safety (guardrail, curb, median, etc.)	8	13	8	14	22	6	17
Rural Roadway Safety	5	12	7	5	19	1	12
Safety Analysis Tools	5	12	8	9	19	7	19
Safety Education Outreach and Enforcement	2	9	5	7	12	1	12
Work Zone Traffic Control and Safety (traffic barrier design, work zone signs and markings, work zone speed management, etc.)	12	11	4	14	18	4	16



**Figure 2. Percentage of Choices on Safety Training Topics by FDOT District**

**Table 2. Percentage of Choices on Safety Training Topics by FDOT District**

Training Topics	FDOT Districts (%)						
	D1	D2	D3	D4	D5	D6	D7
Access Management (concepts, guidelines, assessment tools, etc.)	40	59	50	56	40	42	44
Americans With Disabilities Act (ADA) Compliance	60	41	36	64	53	75	74
Effective Safety Countermeasures	40	64	50	52	51	50	70
FDOT Crash Data Tools	35	45	50	64	38	25	44
Freeway and Interchanges Safety	10	32	21	24	15	0	30
Highway Safety Manual (HSM) Training	50	45	57	32	36	42	37
Human Factors Studies	40	18	14	28	28	33	37
Intersection Safety (geometric design, roundabout, etc.)	35	73	71	60	51	67	74
Lighting System Safety Design and Maintenance	20	32	57	24	32	42	52
Motorcycle Safety (status, policy, countermeasures, etc.)	15	14	21	8	17	8	37
Occupational Safety and Health (OSHA) (hazard material, confined space, construction, etc.)	30	23	7	8	15	17	52
Pedestrian and Bicycle Facility and Safety (facility design, signals, policy, safety countermeasures, etc.)	50	64	64	84	68	75	70
Performance-Based Best Practices (successful stories from agencies)	40	45	43	32	53	33	74
Road Safety Audit	30	32	36	40	26	25	48
Roadside Design and Safety (guardrail, curb, median, etc.)	40	59	57	56	47	50	63
Rural Roadway Safety	25	55	50	20	40	8	44
Safety Analysis Tools	25	55	57	36	40	58	70
Safety Education Outreach and Enforcement	10	41	36	28	26	8	44
Work Zone Traffic Control and Safety (traffic barrier design, work zone signs and markings, work zone speed management, etc.)	60	50	29	56	38	33	59



# Training Needs on TSM&O Topics


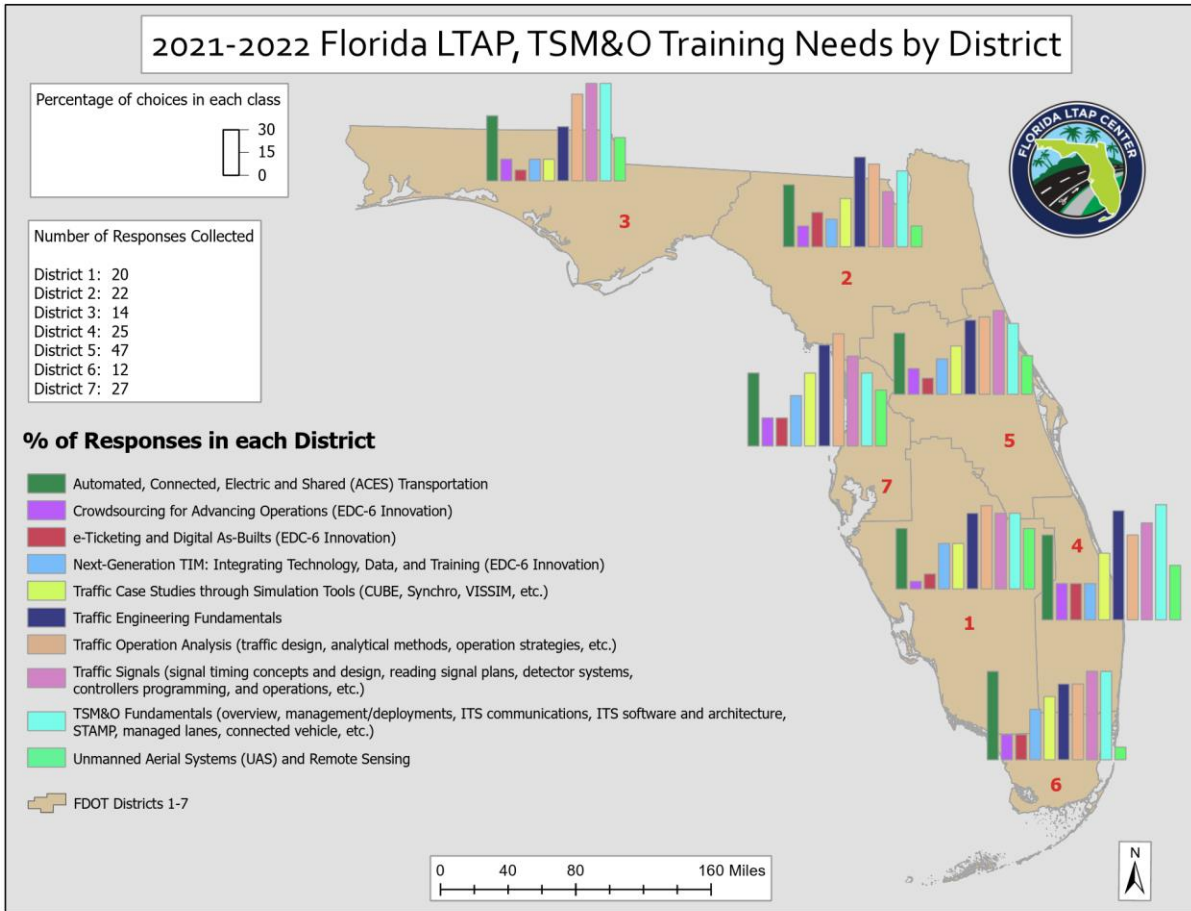


Figure 3. Number of Responses on TSM&O Training Topics by FDOT District

**Table 3. Number of Responses on TSM&O Training Topics by FDOT District**

Training Topics	FDOT Districts						
	D1	D2	D3	D4	D5	D6	D7
Automated, Connected, Electric and Shared (ACES) Transportation	8	9	6	14	19	7	13
Crowdsourcing for Advancing Operations (EDC-6 Innovation)	1	3	2	6	8	2	5
e-Ticketing and Digital As-Builts (EDC-6 Innovation)	2	5	1	6	5	2	5
Next-Generation TIM: Integrating Technology, Data, and Training (EDC-6 Innovation)	6	4	2	6	11	4	9
Traffic Case Studies through Simulation Tools (CUBE, Synchro, VISSIM, etc.)	6	7	2	11	15	5	13
Traffic Engineering Fundamentals	10	13	5	18	23	6	18
Traffic Operation Analysis (traffic design, analytical methods, operation strategies, etc.)	11	12	8	14	24	6	20
Traffic Signals (signal timing concepts and design, reading signal plans, detector systems, controllers programming, and operations, etc.)	10	8	9	16	26	7	16
TSM&O Fundamentals (overview, management/deployments, ITS communications, ITS software and architecture, STAMP, managed lanes, connected vehicle, etc.)	10	11	9	19	22	7	13
Unmanned Aerial Systems (UAS) and Remote Sensing	8	3	4	9	12	1	10

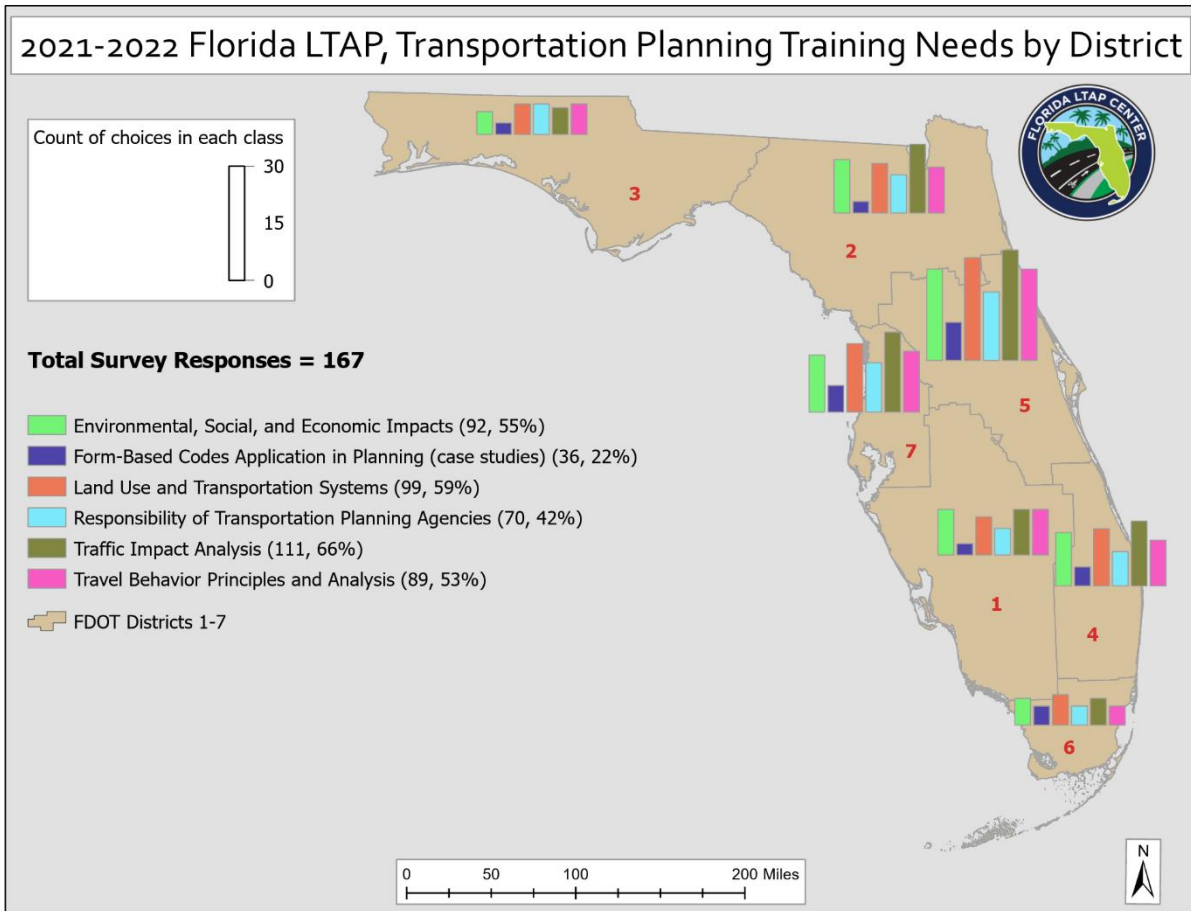


**Figure 4. Percentage of Choices on TSM&O Training Topics by FDOT District**

**Table 4. Percentage of Choices on TSM&O Training Topics by FDOT District**

Training Topics	FDOT Districts (%)						
	D1	D2	D3	D4	D5	D6	D7
Automated, Connected, Electric and Shared (ACES) Transportation	40	41	43	56	40	58	48
Crowdsourcing for Advancing Operations (EDC-6 Innovation)	5	14	14	24	17	17	19
e-Ticketing and Digital As-Builts (EDC-6 Innovation)	10	23	7	24	11	17	19
Next-Generation TIM: Integrating Technology, Data, and Training (EDC-6 Innovation)	30	18	14	24	23	33	33
Traffic Case Studies through Simulation Tools (CUBE, Synchro, VISSIM, etc.)	30	32	14	44	32	42	48
Traffic Engineering Fundamentals	50	59	36	72	49	50	67
Traffic Operation Analysis (traffic design, analytical methods, operation strategies, etc.)	55	55	57	56	51	50	74
Traffic Signals (signal timing concepts and design, reading signal plans, detector systems, controllers programming, and operations, etc.)	50	36	64	64	55	58	59
TSM&O Fundamentals (overview, management/deployments, ITS communications, ITS software and architecture, STAMP, managed lanes, connected vehicle, etc.)	50	50	64	76	47	58	48
Unmanned Aerial Systems (UAS) and Remote Sensing	40	14	29	36	26	8	37

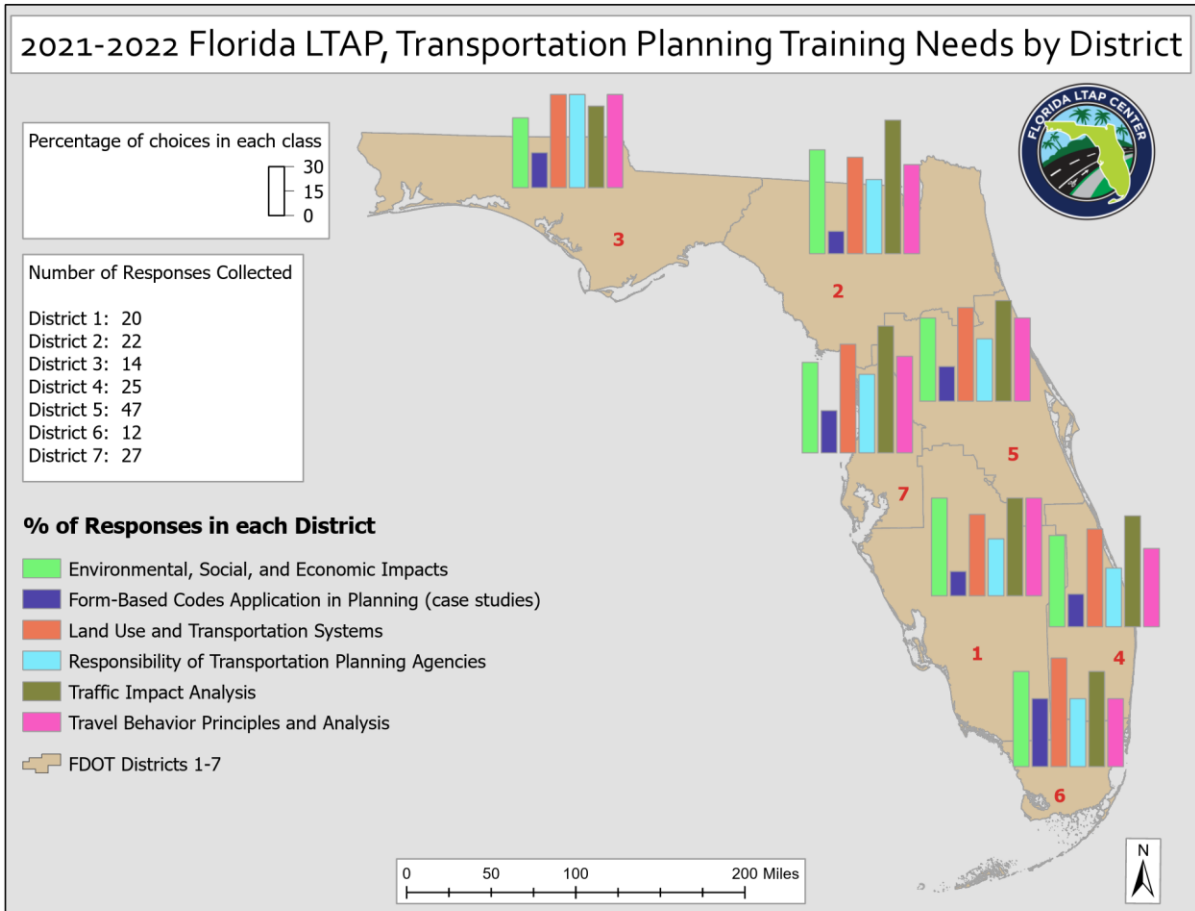
## Training Needs on Transportation Planning Topics



**Figure 5. Number of Responses on Transportation Planning Training Topics by FDOT District**

**Table 5. Number of Responses on Transportation Planning Training Topics by FDOT District**

Training Topics	FDOT Districts						
	D1	D2	D3	D4	D5	D6	D7
Environmental, Social, and Economic Impacts	12	14	6	14	24	7	15
Form-Based Codes Application in Planning (case studies)	3	3	3	5	10	5	7
Land Use and Transportation Systems	10	13	8	15	27	8	18
Responsibility of Transportation Planning Agencies	7	10	8	9	18	5	13
Traffic Impact Analysis	12	18	7	17	29	7	21
Travel Behavior Principles and Analysis	12	12	8	12	24	5	16



**Figure 6. Percentage of Choices on Transportation Planning Training Topics by FDOT District**

**Table 6. Percentage of Choices on Transportation Planning Training Topics by FDOT District**

Training Topics	FDOT Districts (%)						
	D1	D2	D3	D4	D5	D6	D7
Environmental, Social, and Economic Impacts	60	64	43	56	51	58	56
Form-Based Codes Application in Planning (case studies)	15	14	21	20	21	42	26
Land Use and Transportation Systems	50	59	57	60	57	67	67
Responsibility of Transportation Planning Agencies	35	45	57	36	38	42	48
Traffic Impact Analysis	60	82	50	68	62	58	78
Travel Behavior Principles and Analysis	60	55	57	48	51	42	59

## Training Needs on Infrastructure Management Topics

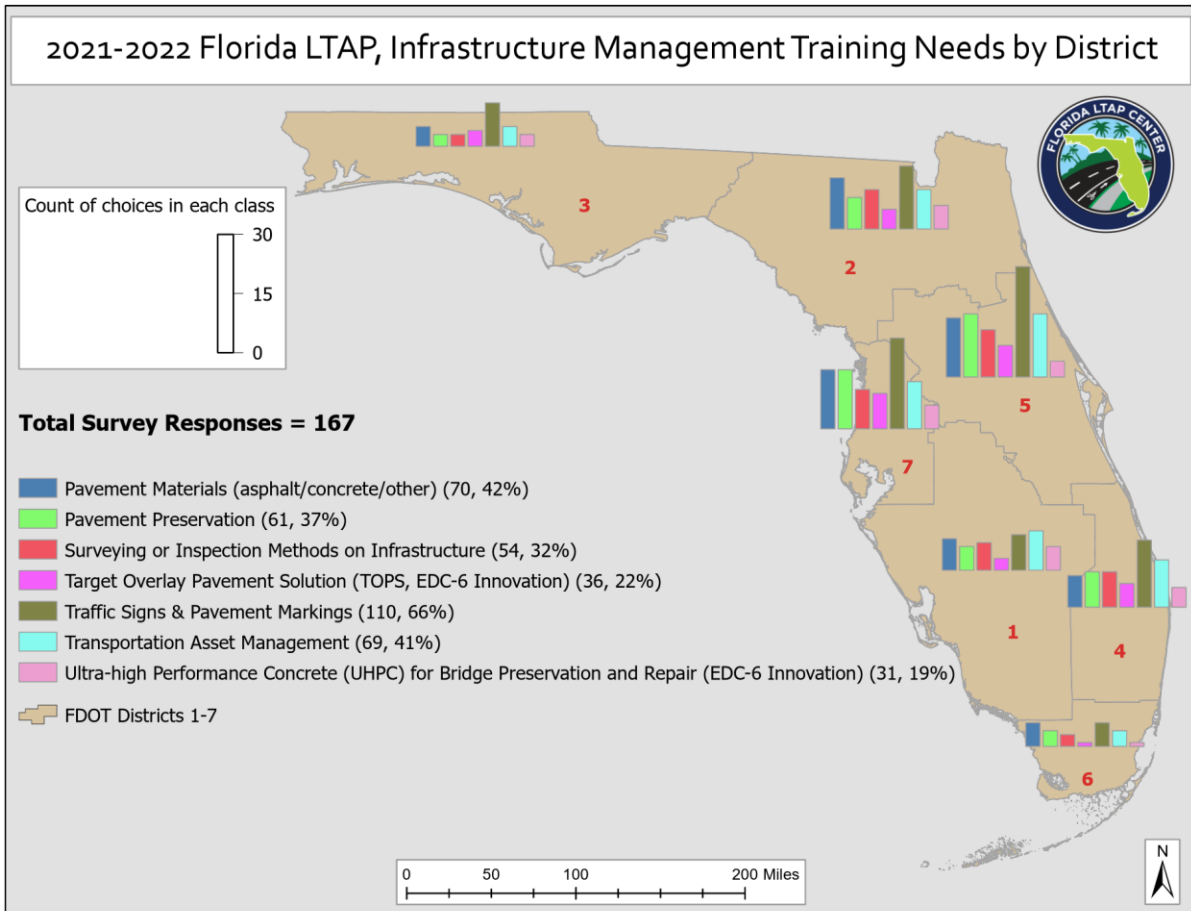
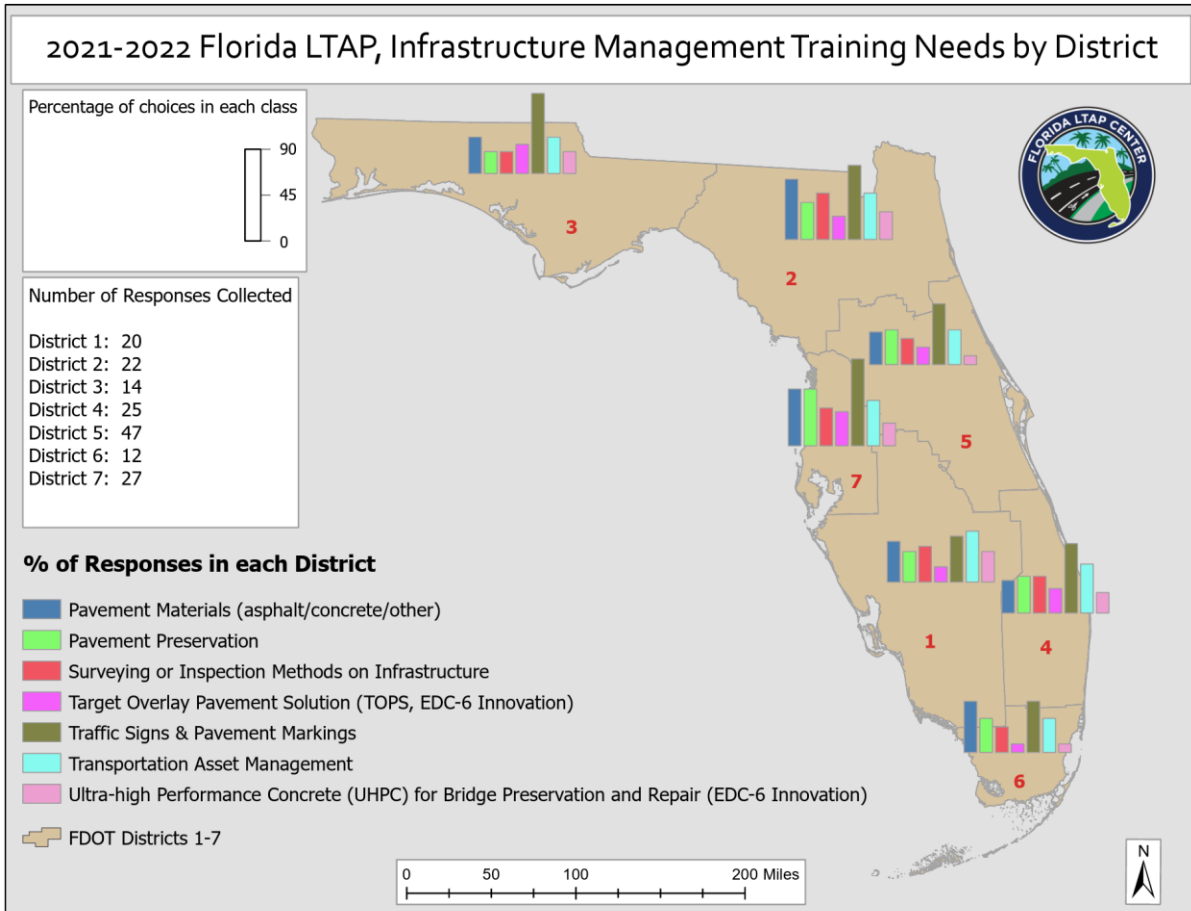


Figure 7. Number of Responses on Infrastructure Management Training Topics by FDOT District

Table 7. Number of Responses on Infrastructure Management Training Topics by FDOT District

Training Topics	FDOT Districts						
	D1	D2	D3	D4	D5	D6	D7
Pavement Materials (asphalt/concrete/other)	8	13	5	8	15	6	15
Pavement Preservation	6	8	3	9	16	4	15
Surveying or Inspection Methods on Infrastructure	7	10	3	9	12	3	10
Target Overlay Pavement Solution (TOPS, EDC-6 Innovation)	3	5	4	6	8	1	9
Traffic Signs & Pavement Markings	9	16	11	17	28	6	23
Transportation Asset Management	10	10	5	12	16	4	12
Ultra-high Performance Concrete (UHPC) for Bridge Preservation and Repair (EDC-6 Innovation)	6	6	3	5	4	1	6



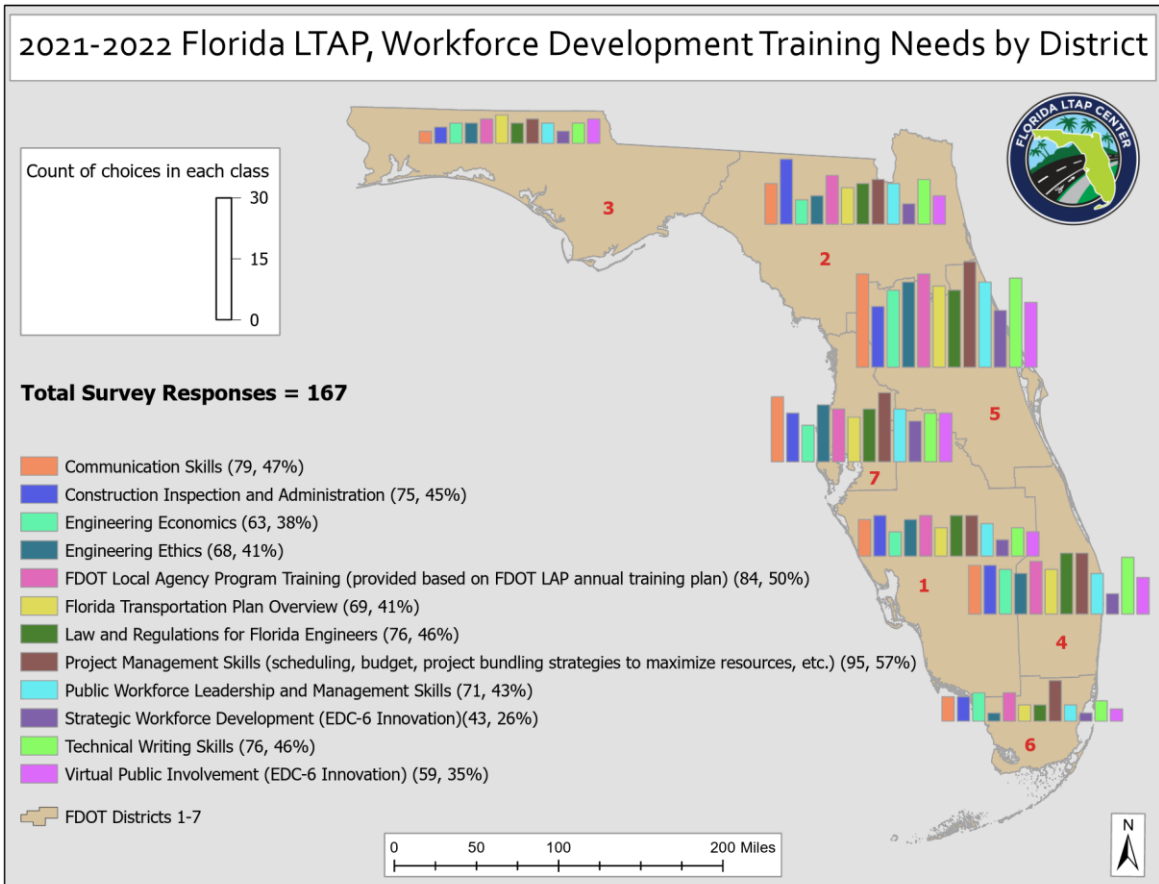


**Figure 8. Percentage of Choices on Infrastructure Management Training Topics by FDOT District**

**Table 8. Percentage of Choices on Infrastructure Management Training Topics by FDOT District**

Training Topics	FDOT Districts (%)						
	D1	D2	D3	D4	D5	D6	D7
Pavement Materials (asphalt/concrete/other)	40	59	36	32	32	50	56
Pavement Preservation	30	36	21	36	34	33	56
Surveying or Inspection Methods on Infrastructure	35	45	21	36	26	25	37
Target Overlay Pavement Solution (TOPS, EDC-6 Innovation)	15	23	29	24	17	8	33
Traffic Signs & Pavement Markings	45	73	79	68	60	50	85
Transportation Asset Management	50	45	36	48	34	33	44
Ultra-high Performance Concrete (UHPC) for Bridge Preservation and Repair (EDC-6 Innovation)	30	27	21	20	9	8	22

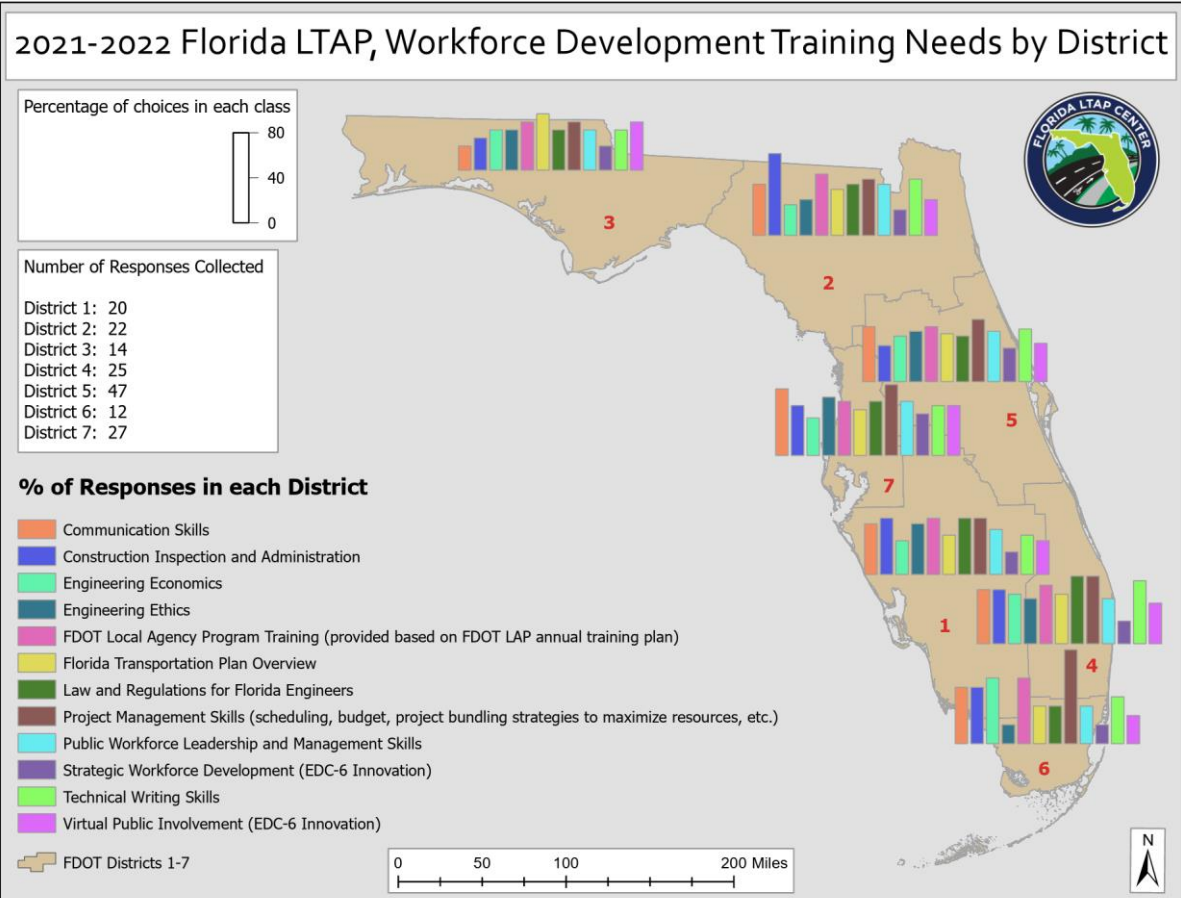
## Training Needs on Workforce Development Topics



**Figure 9. Number of Responses on Workforce Development Training Topics by FDOT District**

**Table 9. Number of Responses on Workforce Development Training Topics by FDOT District**

Training Topics	FDOT Districts						
	D1	D2	D3	D4	D5	D6	D7
Communication Skills	9	10	3	12	23	6	16
Construction Inspection and Administration	10	16	4	12	15	6	12
Engineering Economics	6	6	5	11	19	7	9
Engineering Ethics	9	7	5	10	21	2	14
FDOT Local Agency Program Training (provided based on FDOT LAP annual training plan)	10	12	6	13	23	7	13
Florida Transportation Plan Overview	7	9	7	11	20	4	11
Law and Regulations for Florida Engineers	10	10	5	15	19	4	13
Project Management Skills (scheduling, budget, project bundling strategies to maximize resources, etc.)	10	11	6	15	26	10	17
Public Workforce Leadership and Management Skills	8	10	5	10	21	4	13
Strategic Workforce Development (EDC-6 Innovation)	4	5	3	5	14	2	10
Technical Writing Skills	7	11	5	14	22	5	12
Virtual Public Involvement (EDC-6 Innovation)	6	7	6	9	16	3	12




**Figure 10. Percentage of Choices on Workforce Development Training Topics by FDOT District**

**Table 10. Percentage of Choices on Workforce Development Training Topics by FDOT District**

Training Topics	FDOT Districts (%)						
	D1	D2	D3	D4	D5	D6	D7
Communication Skills	45	45	21	48	49	50	59
Construction Inspection and Administration	50	73	29	48	32	50	44
Engineering Economics	30	27	36	44	40	58	33
Engineering Ethics	45	32	36	40	45	17	52
FDOT Local Agency Program Training (provided based on FDOT LAP annual training plan)	50	55	43	52	49	58	48
Florida Transportation Plan Overview	35	41	50	44	43	33	41
Law and Regulations for Florida Engineers	50	45	36	60	40	33	48
Project Management Skills (scheduling, budget, project bundling strategies to maximize resources, etc.)	50	50	43	60	55	83	63
Public Workforce Leadership and Management Skills	40	45	36	40	45	33	48
Strategic Workforce Development (EDC-6 Innovation)	20	23	21	20	30	17	37
Technical Writing Skills	35	50	36	56	47	42	44
Virtual Public Involvement (EDC-6 Innovation)	30	32	43	36	34	25	44

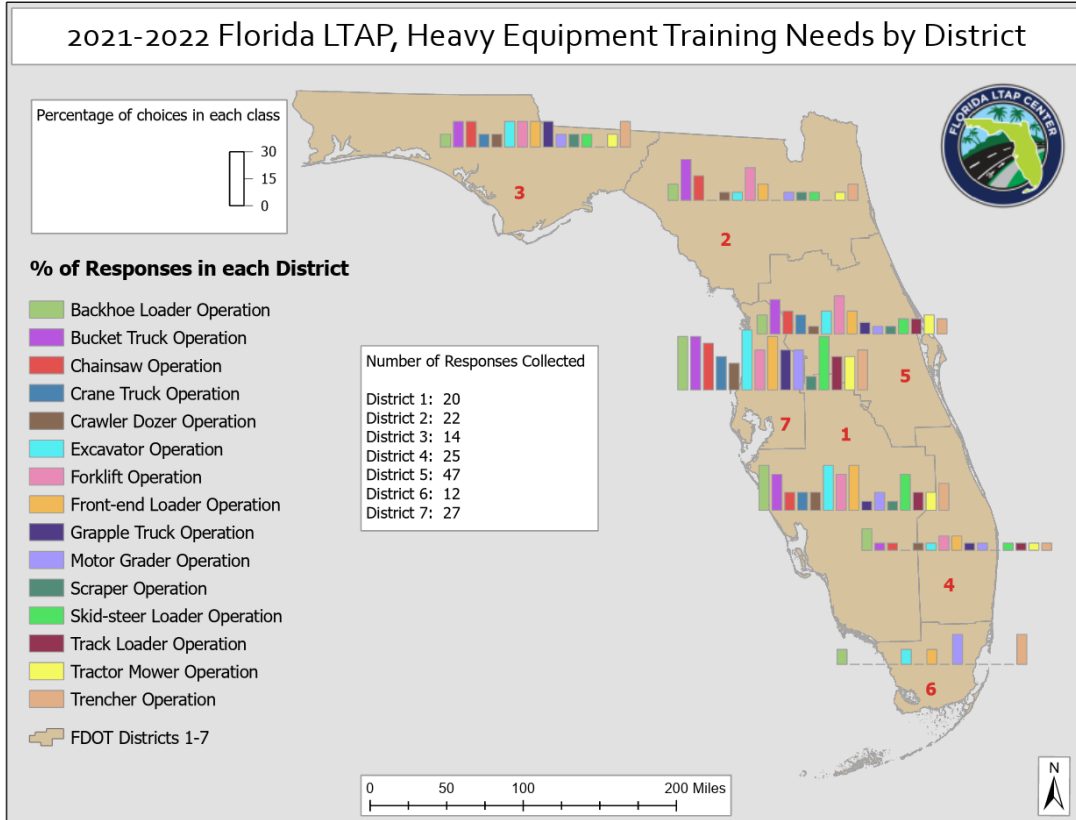
# Training Needs on Heavy Equipment Operation Safety



**Figure 11. Number of Responses on Heavy Equipment Operation Safety Training by FDOT District**

**Table 11. Number of Responses on Heavy Equipment Operation Safety Training by FDOT District**

Training Topics	FDOT Districts						
	D1	D2	D3	D4	D5	D6	D7
Backhoe Loader Operation	5	2	1	3	5	1	8
Bucket Truck Operation	4	5	2	1	9	0	8
Chainsaw Operation	2	3	2	1	6	0	7
Crane Truck Operation	2	0	1	0	5	0	5
Crawler Dozer Operation	2	1	1	1	2	0	4
Excavator Operation	5	1	2	1	6	1	9
Forklift Operation	4	4	2	2	10	0	6
Front-end Loader Operation	5	2	2	2	6	1	8
Grapple Truck Operation	1	0	2	1	3	0	6
Motor Grader Operation	2	1	1	1	2	2	6
Scraper Operation	1	1	1	0	2	0	2
Skid-steer Loader Operation	4	1	1	1	4	0	8
Track Loader Operation	2	0	0	1	4	0	5
Tractor Mower Operation	2	1	1	1	5	0	5
Trencher Operation	3	2	2	1	4	2	6



**Figure 12. Percentage of Choices on Heavy Equipment Operation Safety Training by FDOT District**

**Table 12. Percentage of Choices on Heavy Equipment Operation Safety Training by FDOT District**

Training Topics	FDOT Districts (%)						
	D1	D2	D3	D4	D5	D6	D7
Backhoe Loader Operation	25	9	7	12	11	8	30
Bucket Truck Operation	20	23	14	4	19	0	30
Chainsaw Operation	10	14	14	4	13	0	26
Crane Truck Operation	10	0	7	0	11	0	19
Crawler Dozer Operation	10	5	7	4	4	0	15
Excavator Operation	25	5	14	4	13	8	33
Forklift Operation	20	18	14	8	21	0	22
Front-end Loader Operation	25	9	14	8	13	8	30
Grapple Truck Operation	5	0	14	4	6	0	22
Motor Grader Operation	10	5	7	4	4	17	22
Scraper Operation	5	5	7	0	4	0	7
Skid-steer Loader Operation	20	5	7	4	9	0	30
Track Loader Operation	10	0	0	4	9	0	19
Tractor Mower Operation	10	5	7	4	11	0	19
Trencher Operation	15	9	14	4	9	17	22